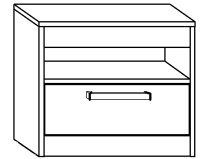











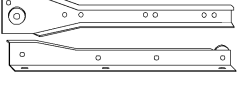









MXS-32 STOLIK NOCNY

→ 52+46\36



x 6  (a)	x 18  (b)	x 2  (c)	x 20  (d)	x 4  (e)	x 2  (f)
x 4  (g)	x 2  (h)	x 16 (3,5x16)  (i)	x 4 (3,5x30)  (j)	x 1  (k)	
x 1 kpl. (300 mm)  (n)					




x 40  (l)	x 1  (m)
	40 min  

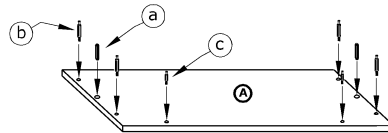
1 - FAZY MONTAŻU

(A) - OZNACZENIE ELEMENTÓW




(a) - OZNACZENIE AKCESORIÓW

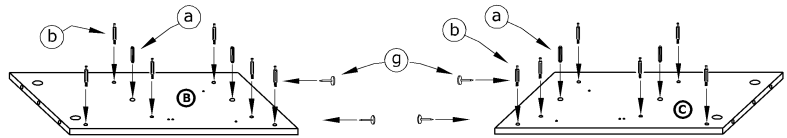
1

x 2  (a)	x 4  (b)	x 2  (c)
--	--	--



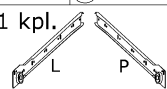


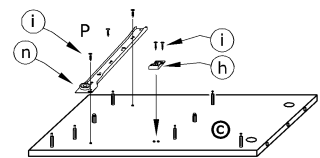
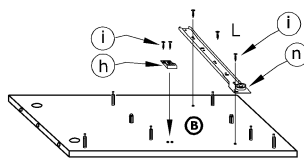
2

x 4  (a)	x 12  (b)	x 4  (g)
--	---	--




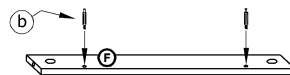
3

x 2  (h)	x 16 (3,5x16)  (i)
x 1 kpl.  (n)	




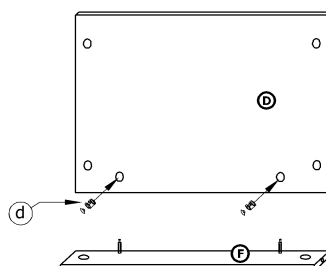
4

x 2  (b)
--

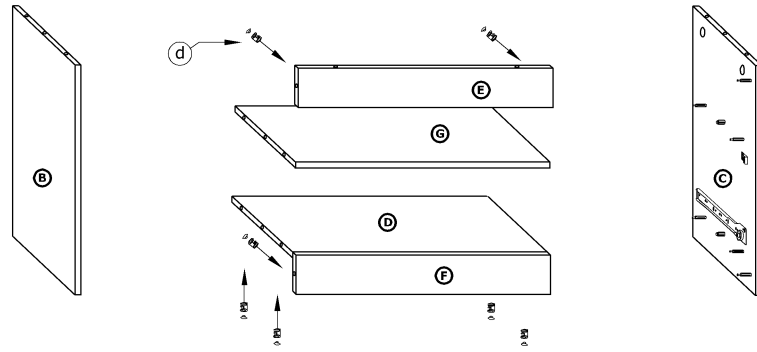


5

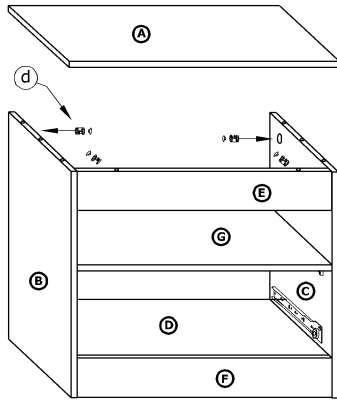
x 2  (d)
--



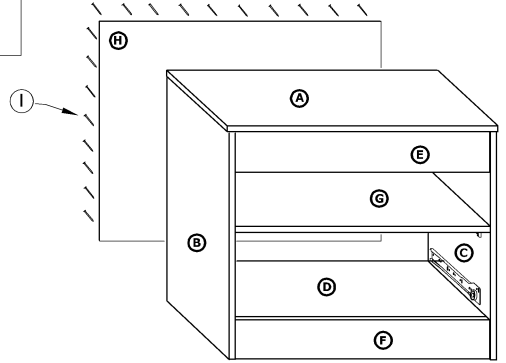
6 x 8
d



7 x 6
d

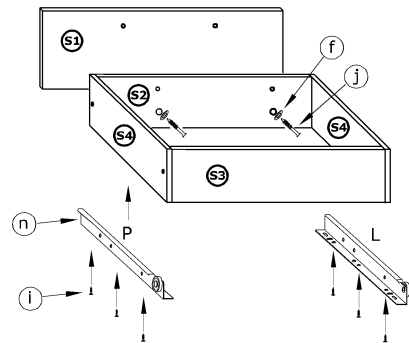
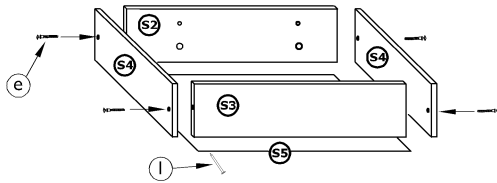


8 x 25
l



9

x 4 e	x 2 f	x 6 (3,5x16) i	x 2 (3,5x30) j	x 15 l	x 1 kpl. P L
----------	----------	----------------------	----------------------	-----------	--------------------



10

x 2 (3,5x30) j	x 1 k
----------------------	----------

